

For R/W Data, See Roadway Plans.

KRM 12-22-15 Footing elevation revised due to competent rock being encountered at a higher elevation than anticipated, per Change Order No. 3.

Crafton, Tull & Associates Inc.

DATE REVISED	DATE FILED	DATE REVISED	DATE FILED	FED. DIST. NO.	STATE	FED. AID PROJ. NO.	SHEET NO.	TOTAL SHEETS
12-22-15				6	ARK.			
				JOB NO.	CA101	76	234	
				B5946	LAYOUT		56674	

General Notes (Cont'd)

THE PROPOSED WORK CONSISTS OF: Widening the existing bridge, modifying the existing end bents, constructing new intermediate bents to the median side of existing bents, removing and replacing portions of the concrete deck, removing and replacing portions of the existing dumped riprap, and replacing the joint seals. For additional requirements in conducting the work, see Section 821.

EXISTING BRIDGE: The Existing Bridge No. A5946 is approximately 290.4' long with varying width and consists of a flared continuous composite W-beam unit, multi-column intermediate bents on spread footings, one end bent on spread footings and one steel pile end bent. The Existing Bridge No. B5946 is approximately 42.83' wide and 290.4' long and consists of a continuous composite W-beam unit, multi-column intermediate bents on spread footings, one end bent on spread footings, and one steel pile end bent. Plans of the existing structure may be obtained upon request from the Construction Contract Procurement Section of the Program Management Division.

VERIFICATION: Except as noted, components of the existing bridge are to be retained and joined to proposed work. Information and dimensions shown are based on existing bridge plans. The Contractor is to adhere strictly to requirements for verification of the geometry of the existing bridge and its relationship to the proposed work described in Subsection 821.02 and make necessary adjustments to fit the proposed work to the existing structure. Payment for this work shall be considered subsidiary to the pay item "Modification of Existing Bridge Structure (Br. No. A5946)" and "Modification of Existing Bridge Structure (Br. No. B5946)".

REMOVAL AND SALVAGE: All material removed from the existing bridge under item 821 shall be disposed of according to Section 205. All material removed from the existing bridge shall become the property of the Contractor.

MAINTENANCE OF TRAFFIC: See Roadway Plans and Special Provisions for more information.

For Additional General Notes, see Dwg. No. 56673.

① Shoring may be required during construction. Payment for this work, if required, shall be considered subsidiary to the pay item "Unclassified Excavation for Structures - Bridge" and "Class S Concrete - Bridge". See SP Job No. CA101 "Shoring".

Existing dumped riprap at intermediate bents disturbed during construction or regrading of embankment slopes shall be replaced as directed by the Engineer. This work shall be paid for at the unit price bid for "Dumped Riprap". Filter blanket disturbed shall be replaced and paid for under the item "Filter Blanket". Quantities of dumped riprap and filter blanket are estimated. Actual quantities shall be determined in the field.

Remove Existing Approach Gutters (inside gutters) at both ends of Bridge. Use Type Special I Approach Slabs at both ends of Bridge, see Dwg. Nos. 56704 & 56705. Use Type Special I Approach Gutters (inside gutters) at both ends of Bridge, see Dwg. No. 56707.

For Bridge A5946 Layout, see Dwg. No. 56673

PLAN

① Shoring may be required during construction. Payment for this work, if required, shall be considered subsidiary to the pay item "Unclassified Excavation for Structures - Bridge" and "Class S Concrete - Bridge". See SP Job No. CA101 "Shoring".

Existing dumped riprap at intermediate bents disturbed during construction or regrading of embankment slopes shall be replaced as directed by the Engineer. This work shall be paid for at the unit price bid for "Dumped Riprap". Filter blanket disturbed shall be replaced and paid for under the item "Filter Blanket". Quantities of dumped riprap and filter blanket are estimated. Actual quantities shall be determined in the field.

Remove Existing Approach Gutters (inside gutters) at both ends of Bridge. Use Type Special I Approach Slabs at both ends of Bridge, see Dwg. Nos. 56704 & 56705. Use Type Special I Approach Gutters (inside gutters) at both ends of Bridge, see Dwg. No. 56707.

For Bridge A5946 Layout, see Dwg. No. 56673

① Shoring may be required during construction. Payment for this work, if required, shall be considered subsidiary to the pay item "Unclassified Excavation for Structures - Bridge" and "Class S Concrete - Bridge". See SP Job No. CA101 "Shoring".

Existing dumped riprap at intermediate bents disturbed during construction or regrading of embankment slopes shall be replaced as directed by the Engineer. This work shall be paid for at the unit price bid for "Dumped Riprap". Filter blanket disturbed shall be replaced and paid for under the item "Filter Blanket". Quantities of dumped riprap and filter blanket are estimated. Actual quantities shall be determined in the field.

Remove Existing Approach Gutters (inside gutters) at both ends of Bridge. Use Type Special I Approach Slabs at both ends of Bridge, see Dwg. Nos. 56704 & 56705. Use Type Special I Approach Gutters (inside gutters) at both ends of Bridge, see Dwg. No. 56707.

For Bridge A5946 Layout, see Dwg. No. 56673

① Shoring may be required during construction. Payment for this work, if required, shall be considered subsidiary to the pay item "Unclassified Excavation for Structures - Bridge" and "Class S Concrete - Bridge". See SP Job No. CA101 "Shoring".

Existing dumped riprap at intermediate bents disturbed during construction or regrading of embankment slopes shall be replaced as directed by the Engineer. This work shall be paid for at the unit price bid for "Dumped Riprap". Filter blanket disturbed shall be replaced and paid for under the item "Filter Blanket". Quantities of dumped riprap and filter blanket are estimated. Actual quantities shall be determined in the field.

Remove Existing Approach Gutters (inside gutters) at both ends of Bridge. Use Type Special I Approach Slabs at both ends of Bridge, see Dwg. Nos. 56704 & 56705. Use Type Special I Approach Gutters (inside gutters) at both ends of Bridge, see Dwg. No. 56707.

For Bridge A5946 Layout, see Dwg. No. 56673

① Shoring may be required during construction. Payment for this work, if required, shall be considered subsidiary to the pay item "Unclassified Excavation for Structures - Bridge" and "Class S Concrete - Bridge". See SP Job No. CA101 "Shoring".

Existing dumped riprap at intermediate bents disturbed during construction or regrading of embankment slopes shall be replaced as directed by the Engineer. This work shall be paid for at the unit price bid for "Dumped Riprap". Filter blanket disturbed shall be replaced and paid for under the item "Filter Blanket". Quantities of dumped riprap and filter blanket are estimated. Actual quantities shall be determined in the field.

Remove Existing Approach Gutters (inside gutters) at both ends of Bridge. Use Type Special I Approach Slabs at both ends of Bridge, see Dwg. Nos. 56704 & 56705. Use Type Special I Approach Gutters (inside gutters) at both ends of Bridge, see Dwg. No. 56707.

For Bridge A5946 Layout, see Dwg. No. 56673

① Shoring may be required during construction. Payment for this work, if required, shall be considered subsidiary to the pay item "Unclassified Excavation for Structures - Bridge" and "Class S Concrete - Bridge". See SP Job No. CA101 "Shoring".

Existing dumped riprap at intermediate bents disturbed during construction or regrading of embankment slopes shall be replaced as directed by the Engineer. This work shall be paid for at the unit price bid for "Dumped Riprap". Filter blanket disturbed shall be replaced and paid for under the item "Filter Blanket". Quantities of dumped riprap and filter blanket are estimated. Actual quantities shall be determined in the field.

Remove Existing Approach Gutters (inside gutters) at both ends of Bridge. Use Type Special I Approach Slabs at both ends of Bridge, see Dwg. Nos. 56704 & 56705. Use Type Special I Approach Gutters (inside gutters) at both ends of Bridge, see Dwg. No. 56707.

For Bridge A5946 Layout, see Dwg. No. 56673

① Shoring may be required during construction. Payment for this work, if required, shall be considered subsidiary to the pay item "Unclassified Excavation for Structures - Bridge" and "Class S Concrete - Bridge". See SP Job No. CA101 "Shoring".

Existing dumped riprap at intermediate bents disturbed during construction or regrading of embankment slopes shall be replaced as directed by the Engineer. This work shall be paid for at the unit price bid for "Dumped Riprap". Filter blanket disturbed shall be replaced and paid for under the item "Filter Blanket". Quantities of dumped riprap and filter blanket are estimated. Actual quantities shall be determined in the field.

Remove Existing Approach Gutters (inside gutters) at both ends of Bridge. Use Type Special I Approach Slabs at both ends of Bridge, see Dwg. Nos. 56704 & 56705. Use Type Special I Approach Gutters (inside gutters) at both ends of Bridge, see Dwg. No. 56707.

For Bridge A5946 Layout, see Dwg. No. 56673

① Shoring may be required during construction. Payment for this work, if required, shall be considered subsidiary to the pay item "Unclassified Excavation for Structures - Bridge" and "Class S Concrete - Bridge". See SP Job No. CA101 "Shoring".

Existing dumped riprap at intermediate bents disturbed during construction or regrading of embankment slopes shall be replaced as directed by the Engineer. This work shall be paid for at the unit price bid for "Dumped Riprap". Filter blanket disturbed shall be replaced and paid for under the item "Filter Blanket". Quantities of dumped riprap and filter blanket are estimated. Actual quantities shall be determined in the field.

Remove Existing Approach Gutters (inside gutters) at both ends of Bridge. Use Type Special I Approach Slabs at both ends of Bridge, see Dwg. Nos. 56704 & 56705. Use Type Special I Approach Gutters (inside gutters) at both ends of Bridge, see Dwg. No. 56707.

For Bridge A5946 Layout, see Dwg. No. 56673

① Shoring may be required during construction. Payment for this work, if required, shall be considered subsidiary to the pay item "Unclassified Excavation for Structures - Bridge" and "Class S Concrete - Bridge". See SP Job No. CA101 "Shoring".

Existing dumped riprap at intermediate bents disturbed during construction or regrading of embankment slopes shall be replaced as directed by the Engineer. This work shall be paid for at the unit price bid for "Dumped Riprap". Filter blanket disturbed shall be replaced and paid for under the item "Filter Blanket". Quantities of dumped riprap and filter blanket are estimated. Actual quantities shall be determined in the field.

Remove Existing Approach Gutters (inside gutters) at both ends of Bridge. Use Type Special I Approach Slabs at both ends of Bridge, see Dwg. Nos. 56704 & 56705. Use Type Special I Approach Gutters (inside gutters) at both ends of Bridge, see Dwg. No. 56707.

For Bridge A5946 Layout, see Dwg. No. 56673

① Shoring may be required during construction. Payment for this work, if required, shall be considered subsidiary to the pay item "Unclassified Excavation for Structures - Bridge" and "Class S Concrete - Bridge". See SP Job No. CA101 "Shoring".

Existing dumped riprap at intermediate bents disturbed during construction or regrading of embankment slopes shall be replaced as directed by the Engineer. This work shall be paid for at the unit price bid for "Dumped Riprap". Filter blanket disturbed shall be replaced and paid for under the item "Filter Blanket". Quantities of dumped riprap and filter blanket are estimated. Actual quantities shall be determined in the field.

Remove Existing Approach Gutters (inside gutters) at both ends of Bridge. Use Type Special I Approach Slabs at both ends of Bridge, see Dwg. Nos. 56704 & 56705. Use Type Special I Approach Gutters (inside gutters) at both ends of Bridge, see Dwg. No. 56707.

For Bridge A5946 Layout, see Dwg. No. 56673

① Shoring may be required during construction. Payment for this work, if required, shall be considered subsidiary to the pay item "Unclassified Excavation for Structures - Bridge" and "Class S Concrete - Bridge". See SP Job No. CA101 "Shoring".

Existing dumped riprap at intermediate bents disturbed during construction or regrading of embankment slopes shall be replaced as directed by the Engineer. This work shall be paid for at the unit price bid for "Dumped Riprap". Filter blanket disturbed shall be replaced and paid for under the item "Filter Blanket". Quantities of dumped riprap and filter blanket are estimated. Actual quantities shall be determined in the field.

Remove Existing Approach Gutters (inside gutters) at both ends of Bridge. Use Type Special I Approach Slabs at both ends of Bridge, see Dwg. Nos. 56704 & 56705. Use Type Special I Approach Gutters (inside gutters) at both ends of Bridge, see Dwg. No. 56707.

For Bridge A5946 Layout, see Dwg. No. 56673

① Shoring may be required during construction. Payment for this work, if required, shall be considered subsidiary to the pay item "Unclassified Excavation for Structures - Bridge" and "Class S Concrete - Bridge". See SP Job No. CA101 "Shoring".

Existing dumped riprap at intermediate bents disturbed during construction or regrading of embankment slopes shall be replaced as directed by the Engineer. This work shall be paid for at the unit price bid for "Dumped Riprap". Filter blanket disturbed shall be replaced and paid for under the item "Filter Blanket". Quantities of dumped riprap and filter blanket are estimated. Actual quantities shall be determined in the field.

Remove Existing Approach Gutters (inside gutters) at both ends of Bridge. Use Type Special I Approach Slabs at both ends of Bridge, see Dwg. Nos. 56704 & 56705. Use Type Special I Approach Gutters (inside gutters) at both ends of Bridge, see Dwg. No. 56707.

Begin Bridge
Sta. 947+00.29 (Br. A),
Sta. 947+24.63 (Br. B)
Elev. 1206.67 (Br. A),
Elev. 1207.59 (Br. B)

VERTICAL GRADE DATA (Along CL of Proposed Bridge)


HYDRAULIC DATA

FLOOD DESCRIPTION	FREQUENCY YEARS	DISCHARGE CFS	*NATURAL WATER SURFACE ELEV. FEET	W.S. ELEV. WITH BACKWATER FEET
DESIGN	50	8,525	1179.40	1181.63
BASE	100	10,039	1179.90	1182.56
EXTREME	500	13,150	1180.78	1184.31
OVERTOPPING	>500	N/A	N/A	N/A

*Unconstricted water surface elevation without structures or roadway approaches.
100 yr. backwater elevation for existing structures = 1182.56 feet
Low Bridge Chord Elev. = 1202.54 feet (Br. A), 1204.10 feet (Br. B)
Drainage Area = 14.37 sq. miles
Historical H.W. Elev. = Unknown

SHEET 2 OF 3
LAYOUT OF BRIDGE 'B' OVER
SPRING CREEK
HWY. 412 - WAGON WHEEL RD. (WIDENING) (S)
BENTON COUNTY
ROUTE 49 SEC. 29
ARKANSAS STATE HIGHWAY COMMISSION
LITTLE ROCK, ARK.

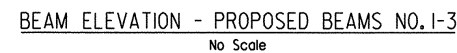
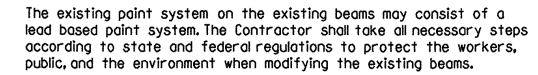
DRAWN BY: BWC DATE: 03-28-14
CHECKED BY: CAW DATE: 03-31-14
DESIGNED BY: KJC DATE: 03-21-14
BRIDGE NO. B5946 DRAWING NO. 56674
FILENAME: bcal01b1.dgn
SCALE: 1" = 20'



Note: Elevations are shown along CL of Proposed Bridge

Note: For Soil Boring Information, see Dwg. No. 56675

1	B5946	SPAN DETAILS	56701
---	-------	--------------	-------



SHEET 11 OF 12
 DETAILS OF 288'-0" CONTINUOUS
 COMPOSITE W-BEAM UNIT
 SPRING CREEK (BRIDGE B)
 ROUTE 49 SEC. 29
 ARKANSAS STATE HIGHWAY COMMISSION
 LITTLE ROCK, ARK.
 DRAWN BY: BWC DATE: 12-16-14 FILENAME: bco10bl.s2.dgn
 CHECKED BY: CAW DATE: 12-22-14 SCALE: SEE DETAILS
 DESIGNED BY: KJC DATE: 07-11-14
 JOB NO. B5946 DRAWING NO. 56701